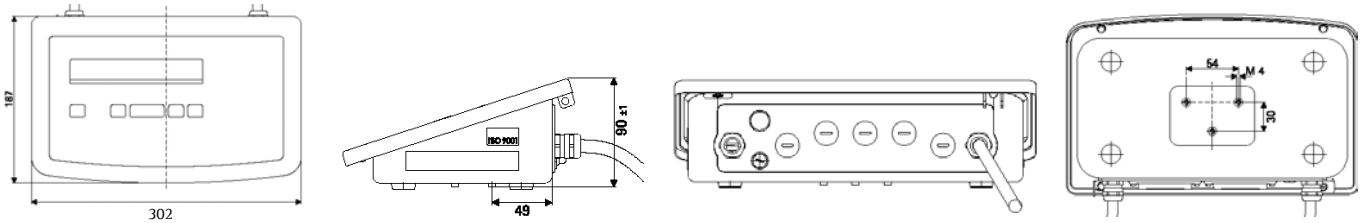




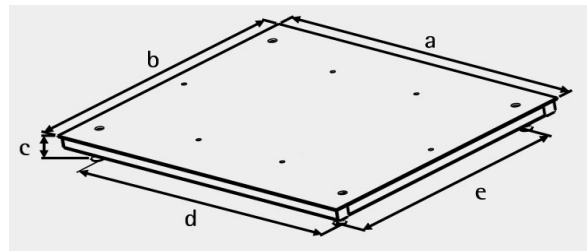
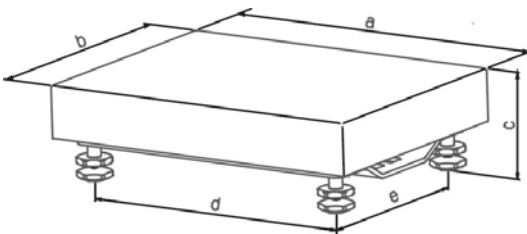
Combics Full range scales stainless steel



Display and Control Unit:



Platforms:



Design: ..DC, ..ED, ..FE, ..GF, ..IG

Design: ..II, ..LI, ..LL, ..NL, ..NN, ..RN, ..RR, ..WR

a (mm)	b (mm)	c (mm)	d (mm)	e (mm)	Design
320	240	82...102	264	184	...DC -
400	300	101...121	344	244	...ED -
500	400	96...112	443	343	...FE -
650	500	90±2	550	400	...GF -
800	600	90±2	700	500	...IG -
800	800	90	604	604	...II -
1000	800	90	804	604	...LI -
1000	1000	90	804	804	...LL -
1250	1000	90	1054	804	...NL -
1250	1250	90	1054	1054	...NN -
1500	1250	90	1304	1054	...RN -
1500	1500	90	1304	1304	...RR -
2000	1500	100	1804	1304	...WR -



- : 4 Display and Control Unit
- : 10 weighing ranges from 3 kg to 3 t
- : 13 platform dimensions
- : 2 verifiable versions, accuracy class III, resolution 3,000 e and 2 x 3,000 e
- : 2 versions non verifiable, resolutions 15,000 d, 30,000 d

Maximum Readability:	30.000d	Ingress Protection Rate:	IP67 / load cell IP 68
Accuracy:	Class III	Weighing system:	Stainless steel Single Point load cell C 3 / 4 load cells C3
Number of verification scale intervals:	3,000e, 2 x 3,000e	Load plate:	AISI 304, stainless steel, optional AISI 316 Ti stainless steel
Additional interfaces	optional	Others:	4 adjustable feet Level indicator Overload protection
Power supply:	100-240 V/AC	Battery operation:	Optional, via an external, rechargeable battery pack
DC power supply:	optional, 15,5-24V/DC	Defined immunity to interference:	EN61326+A1 Ind. (IEC61326+A1)
AC power supply:	optional, 13-17V/AC	Limitation of emissions:	EN61326+A1 Cl. B, (IEC61326+A1)
Temperature range:	-10°C ... +40°C		
Electronical safety:	EN61010-1, EN60950 IEC1010-1, IEC950		
Display and Control Unit:	remoted, optional with column for connecting to platform		
Material:	AISI 304, stainless steel		

Example-Order number: CW1S1-60FE-L:

Part 1:	CW1S	Display- and Control unit:	Application: Weighing
Part 2:	1-60FE	Platform:	60kg, L=500 mm x B = 400 mm
	-L	Resolution:	5g readability, non-verifiable

Display and Control Unit (Part 1)

CW1S	Interfaces:	RS232	Display:	20 mm LCD, backlit
CW1NS	Interfaces:	RS232 Barcode Reader	Display:	20 mm LCD, backlit
			Others:	numeric keypad
CW2S	Interfaces:	RS232 Barcode Reader	Display:	20 mm LCD, backlit
			Others:	integrated red-green-yellow-LED's for checkweighing
CW3S	Interfaces:	RS232 RS485/RS422/RS232 Barcode Reader	Display:	108 x 58 mm graphic display
			Others:	integrated red-green-yellow-LED's for checkweighing alpha-numeric keypad

Plattform (Teil 2)

Order no.	Weighing capacity in kg	Readability in g non verifiable		verifiable		Material S: Stainless steel		Length Platform Cable in m
		- L	- I	-LCE	-NCE	Load plate	Base frame	
1-3DC	3	0.2	0.1	1	0.5 / 1	S	S	3
1-6DC	6	0.5	0.2	2	1 / 2	S	S	3
1-15DC	15	1	0.5	5	2 / 5	S	S	3
1-30ED	30	2	1	10	5 / 10	S	S	3
1-30FE	30	2	1	10	5 / 10	S	S	3
1-60ED	60	5	2	20	10 / 20	S	S	3
1-60FE	60	5	2	20	10 / 20	S	S	3
1-60GF	60	5	2	20	10 / 20	S	S	3
1-60IG	60	5	2	20	10 / 20	S	S	3

cont.

Order no.	Weighing capacity in kg	Readability in g				Material		Length Platform Cable in m
		non verifiable		verifiable		S: Stainless steel		
		- L	- I	-LCE	-NCE	Load plate	Base frame	
1-150FE	150	10	5	50	20 / 50	S	S	3
1-150GF	150	10	5	50	20 / 50	S	S	3
1-150IG	150	10	5	50	20 / 50	S	S	3
4-150II	150	10	5	50	20 / 50	S	S	6
4-150LL	150	10	5	50	20 / 50	S	S	6
4-150NN	150	10	5	50	---	S	S	6
1-300GF	300	20	10	100	50 / 100	S	S	3
1-300IG	300	20	10	100	50 / 100	S	S	3
4-300II	300	20	10	100	50 / 100	S	S	6
4-300LL	300	20	10	100	50 / 100	S	S	6
4-300NN	300	20	10	100	50 / 100	S	S	6
4-600IG	600	50	20	200	100/200	S	S	6
4-600II	600	50	20	200	100/200	S	S	6
4-600LI	600	50	20	200	100/200	S	S	6
4-600LL	600	50	20	200	100/200	S	S	6
4-600NL	600	50	20	200	100/200	S	S	6
4-600NN	600	50	20	200	100/200	S	S	6
4-600RN	600	50	20	200	100/200	S	S	6
4-600RR	600	50	20	200	100/200	S	S	6
4-600WR	600	50	20	200	100/200	S	S	6
4-1500-II	1500	100	50	500	200/500	S	S	6
4-1500LI	1500	100	50	500	200/500	S	S	6
4-1500LL	1500	100	50	500	200/500	S	S	6
4-1500NL	1500	100	50	500	200/500	S	S	6
4-1500NN	1500	100	50	500	200/500	S	S	6
4-1500RN	1500	100	50	500	200/500	S	S	6
4-1500RR	1500	100	50	500	200/500	S	S	6
4-1500WR	1500	100	50	500	200/500	S	S	6
4-3000II	3000	200	100	1000	500/1000	S	S	6
4-3000LI	3000	200	100	1000	500/1000	S	S	6
4-3000LL	3000	200	100	1000	500/1000	S	S	6
4-3000NL	3000	200	100	1000	500/1000	S	S	6
4-3000NN	3000	200	100	1000	500/1000	S	S	6
4-3000RN	3000	200	100	1000	500/1000	S	S	6
4-3000RR	3000	200	100	1000	500/1000	S	S	6
4-3000WR	3000	200	100	1000	500/1000	S	S	6

Resolution (depends on the readability of the scale)

- NCE	2 x 3.000 e, verification scale intervals
- LCE	3.000 e, verification scale intervals
- I	30.000 d, scale intervals (digits)
- L	15.000 d, scale intervals (digits)

Kontrols & Industrial Weighing
Unit 6A, 11 Bryants Rd.
Dandenong, 3175
AUSTRALIA

Tel. +61 3 9791 5569
Fax. +61 3 9791 5589
e-mail:sales@kiw.com.au
www.kiw.com.au